


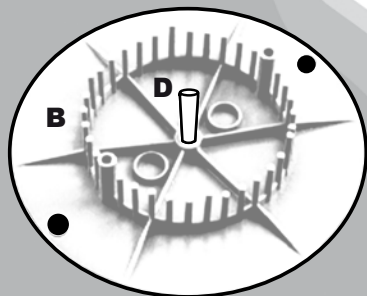
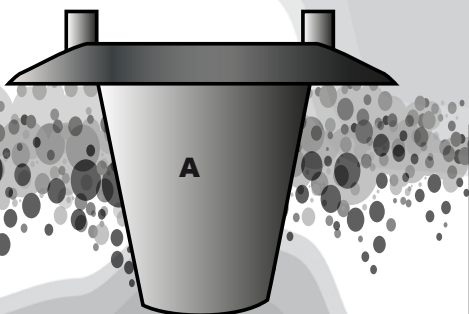
# VERNON PITFALL TRAP ASSEMBLY INSTRUCTIONS

Product No. 40INT01 (black) / 40INT02 (green) / 40INT03 (brown)

For use with or without a pheromone lure  
for monitoring European wireworm  
(*Agriotes sputator*, *Agriotes obscurus* and *Agriotes lineatus*)

## Components:

- A. Bottom collection chamber
- B. Removable top
- C. Optional collecting cup with lid
- D. If using pheromone lure, insert lure capsule firmly into receptacle beneath the trap lid.



## How to assemble:

1. Make hole for trap and place trap bottom in hole. Ensure there is no gap between the ramp and the vegetation or soil surface.
2. Drop removable collecting cup into trap.
3. Secure trap top in place.

## NOTE TO USER:

To prolong storage life, freeze unused dispensers in their foil packets.  
To avoid contamination, use tweezers or rubber gloves when handling dispensers.



solida.ca

info@solida.ca

418-826-0900