


Technical Data Sheet




COMMERCIAL PCOs



AGRICULTURE



FORESTRY



GREEN SPACES & HORTICULTURE



INVASIVE EXOTIC SPECIES

KLP+ System for Flea Beetle (*Phyllotreta* spp.)

Product No. 40CS020

KLP+ system for *Delia radicum* and *Phyllotreta* spp.
(1 trap, 1 attractant, 1 pair sticky liners)



Damage caused by the insect

Host plants include many cruciferous plants, i.e. cabbage, cauliflower, kohlrabi, canola, radish, horse-radish, turnip, mustard, etc. The main damage is caused by the adult flea beetles, which appear in large numbers in the spring and chew characteristic small holes on the seed-leaves, then on the leaves. As a result, the leaves become sieve-like, which interferes with the water balance of the plant. This type of damage is especially dangerous on seedlings, as it can result in total mortality of the plants. Flea beetles also can act as vectors for several plant pathogenic viruses.

Selectivity of attractant


In addition to several flea beetle species (*Ph. cruciferae*, *Ph. vittula*, *Ph. undulata*, *Ph. nigripes*, *Ph. atra*), the attractant can also attract the related *Psylliodes chrysocephalus* and certain weevils (*Ceutorhynchus* spp.).

Using the KLP+ trap and attractant

The KLP+ trap should be placed in or on the edge of the field by hanging it from a pole, so that the lower corner of the yellow crawl-up panel of the trap touches the soil. A sticky liner (provided with the trap) should be inserted into the catch container to retain the insects. Researchers may wish to replace the sticky cylindrical trap liner with a Vaportape.

As an initial guideline, depending on the monitoring goal (detection of insect presence or population monitoring) and infestation history, try installing 4 to 5 traps in the same plot. In smaller and/or organic operations, mass trapping can also be an option worth exploring.

The KLP+ trap system is excellent for early detection of the first occurrence of overwintering beetles in the spring, for monitoring, and for estimating population densities in both the spring and summer beetle generations. The trap can capture very high numbers of beetles.



Longevity of the KLP+ system in field conditions

The attractant slowly begins to lose its attractiveness after 3-4 weeks of field exposure (depending on weather conditions). After this period, it is advisable to replace it, to ensure continued reliable detection and monitoring.



Placing the attractant dispenser in the KLP+ trap

Separate KLP+ components available:
40CS021 Attractant only
40CST02 Sticky liners (pair)



solida.ca info@solida.ca 418-826-0900